



# LIGHTING IDEAS

*Homestead Edition*

SPRING 2022

**KICHLER**



## Creating Inspiration Through Collaboration

Throughout this guide, we pair some of our lighting with pieces from our sister brands Delta® Faucet, Brizo®, Behr® Products and Liberty Hardware®. Partnerships like these help us further the creative vision when pairing lighting and other decorative fixtures together. Visit their company websites for more product information and inspiration.

BRIZO

DELTA

BEHR

LIBERTY HARDWARE  
MANUFACTURING CORPORATION

## TABLE OF Contents



06 | Introducing the Homestead Collection



08 | The Nostalgia of Cottagecore



11 | How to Achieve the Cottagecore Style



14 | The Art of Curating Cottagecore



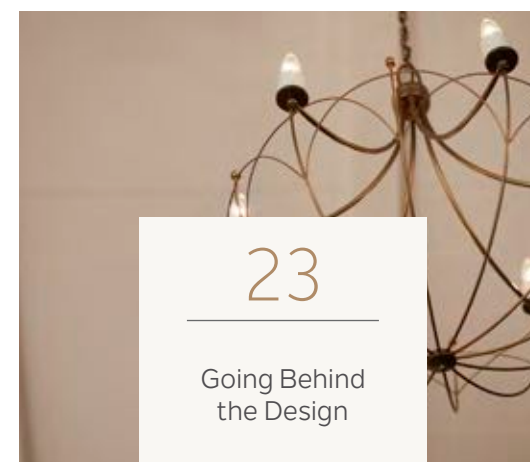
17 | Recipe for Cottagecore Style



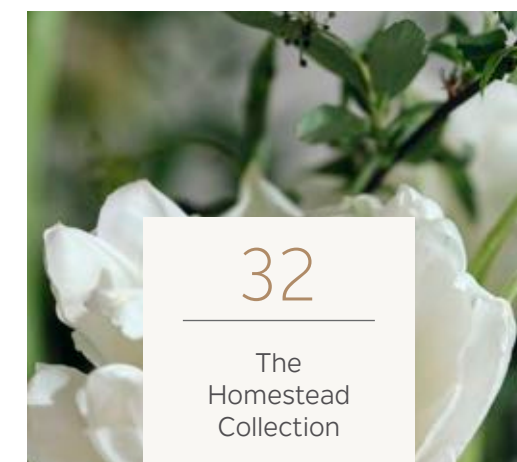
18 | What's Old is New Again



20 | Elements of Antique Shopping



23 | Going Behind the Design



32 | The Homestead Collection

Visit [Kichler.com/homestead-collection](https://www.kichler.com/homestead-collection) for more details

A.  
**Baile™**  
52459NI | Chandelier  
Brushed Nickel

B.  
**Karthe™**  
52473BK | Wall Sconce  
Black

C.  
**Karthe™**  
52472BK | Chandelier  
Black



*The Homestead  
Collection*



INTRODUCING THE  
*Homestead Collection*

A dreamy mix of romance and rustic, the Homestead Collection was inspired by the Cottagecore style and created to shine a light on old-world beauty. An element of simpler living combined with inspiration from the nature that surrounds us, Homestead breathes life into any space.



“

The Homestead Collection embodies our heightened admiration for heirlooms and personal objects that tell a story. This innate sensibility combined with warming and relaxed, yet elegant, interiors, provides us comfort and familiarity in an elevated way. Through blending timeless historic design elements with the stories embedded in our treasured belongings, a new and fresh heritage emerges.”

Greg Martin, *Creative Director*



A.  
Opal  
52478BKT | Pendant  
Textured Black

B.  
Dame  
52474AVI | Pendant  
Anvil Iron



C.  
Vetivene  
52454BKT | Wall Sconce  
Textured Black




D.  
Freesia  
52457AVI | Oval Chandelier  
Anvil Iron

THE NOSTALGIA OF  
*Cottagecore*

Picture yourself in a sun-faded cabin, homemade curtains blowing in the wind. Antiques and plants line light wooden shelves while floral-patterned wallpaper sits behind an old sewing machine. This is Cottagecore. Beloved for its feeling of escape, Cottagecore is equal parts rural lifestyle and Edwardian romance. Incorporating the ideas of sustainability and comfort, Cottagecore is reminiscent of a time where baking, sewing, gardening and providing for ourselves and our community were central to the way we lived.




**BEHR** Suggested cottagecore paint colors



Dark Secret

Aged Beige

Forest Path



A.  
**Ellerbeck™**  
43115BK | Wall Sconce  
Black


B.  
**Topiary**  
52464CHZ | Pendant  
Character Bronze

C.  
**Freesia**  
52456AVI | Chandelier  
Anvil Iron

D.  
**Baile™**  
52461BK | Wall Sconce  
Black

E.  
**Heddle**  
52465AVI | Pendant  
Anvil Iron

F.  
**Vetivene**  
55131BKT | Bath Vanity  
Textured Black





A

A.  
Fira  
52476GRG | Pendant  
Greige

B.  
Dame  
52474BKT | Pendant  
Textured Black

C.  
Melis™  
52469WMP | Chandelier  
Warm Maple Wood




B



D



C



D.  
Hedde  
52465BK | Pendant  
Black

E.  
Karte™  
52470NBR | Chandelier  
Natural Brass

F.  
Baile™  
52460NI | Pendant  
Brushed Nickel

## HOW TO ACHIEVE THE *Cottagecore Style*

Cottagecore is a style that adds romance and simplicity to your home. It's a menagerie of styles, pulling from rustic, farmhouse, Edwardian and eclectic to create a look that's unique and expertly curated.

To bring the Cottagecore look to life in your home, you should strive to combine the old and the new. The simple with flourishes of romantic. For instance, Edwardian-style furniture provides a cozy setting for you to admire a farmhouse dresser full of vintage china. Rustic elements of light wood can expertly complement intricate flowered wallpaper details, while second-hand furniture can mix with family heirlooms to create an authentic and sustainable feel. And to highlight the entire space, a chandelier from the Homestead Collection inspired by the spindles of an antique sewing machine can bring the look to light.



E



F

### All About Edwardian

Edwardian style references traditional aesthetics from 19th century Europe. Made relevant today by the adoption of Cottagecore, Edwardian style is characterized by light woods, ornate forms, and floral patterns.



A

B

C

A.  
**Hedde**  
52467NBR | Linear Chandelier  
Natural Brass

B.  
**Opal**  
52478CHZ | Pendant  
Character Bronze

C.  
**Vetivene**  
52452BKT | Chandelier  
Textured Black



## *The Art of Curating Cottagecore*



THE ART OF CURATING  
*Cottagecore*

Cottagecore is more than just a design style; it's a lifestyle. It roots us in a connection to the feeling of a simpler life. Incorporating the ideas of sustainability and comfort, it reminds us of the value in baking from scratch, sewing, gardening, and providing for ourselves and our community.



The curation of this look is central to its style. When looking to create a Cottagecore space, take care when you choose your items and accents. Mixing old with new is a great way to help this style shine, but if you choose too many mismatched pieces, the look could become more hectic than eclectic. Choose pieces within a chosen color scheme and keep pattern mixing to a minimum. This way, your space can have the sense of cozy, comforting style that is so central to Cottagecore.



- A. Dame**  
52474AVI | Pendant  
Anvil Iron
- B. Fira**  
52476AVI | Pendant  
Anvil Iron
- C. Heddle**  
52467NBR | Linear Chandelier  
Natural Brass
- D. Heddle**  
52466AVI | Chandelier  
Anvil Iron





THE RECIPE FOR  
*Cottagecore Style*

The recipe for Cottagecore décor can be found in any homesteader's handbook. If you're looking to mix up this style in your home, just follow these simple steps.

*Ingredients*

- Add one part antique furniture  
*(For just the right taste, make sure it's rustic, French or Edwardian influenced)*
- Mix in two parts natural materials, like wood or hemp
- Add a dash of romantic florals
- A pinch of plants and greenery
- Throw in a splash of pastoral art for flavor
- A sprinkle of vintage style lighting
- And don't forget to add a heap of DIY



*Directions*

Combine in a cozy home with lots of open windows and natural light and serve warm with a side of comfort and creativity.



A

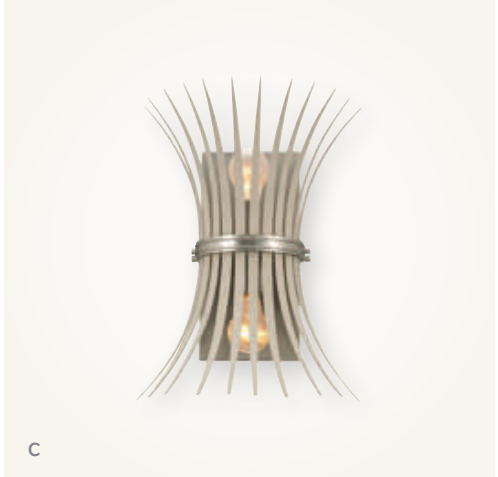


B

A.  
**Dame**  
52474AVI | Pendant  
Anvil Iron

B.  
**Karthe™**  
52473NBR | Wall Sconce  
Natural Brass

C.  
**Baile™**  
52461NI | Wall Sconce  
Brushed Nickel



C

WHAT'S OLD IS  
*New Again*

The Cottagecore look has its roots in homespun crafts, antiques and family heirlooms, which is why when it comes to this style, what's old is what's in.

Found Treasures:

Antiquing, estate sales and vintage shops are great places to find vintage pieces. Everyday nicknacks, both useful and decorative, can add a touch of authenticity to your style. Clear out a shelf for your new pieces or place them around a room for a throwback look.



Mixing Old and New:

Not everything in this look has to be a hand-me-down. Mixing old or antique items, like dining chairs or an old kitchen table, with new finishes and styles can be a great way to bring this classic look into a more current space.



Homespun Accents:

Little hints of handcrafted items can make a big impact. Consider incorporating a hand-stitched table runner to your dining room table or framing dried flowers for a unique garden art display. You can also add a crocheted blanket or homemade candles to your living room to create a cozy, relaxed atmosphere.



**A.**  
**Vetivene**  
52450NBR | Mini Chandelier  
Natural Brass

**B.**  
**Fira**  
52477NBR | Pendant  
Natural Brass

**C.**  
**Freesia**  
52455BKT | Chandelier  
Textured Black

## THE ELEMENTS OF *Antique Shopping*

Central to the Cottagecore look is the repurposing of previously loved items. From furniture to art to accessories, here's everything you need to know before heading out on an antiquing adventure.

### What to look for:

- An eclectic mix of wood tones in furniture, flooring, and decorative accents.
- Textiles boasting delicate patterns and textures. Think sweet florals, ticking stripes, mohair for upholstery and draperies.
- Vintage area rugs, quilts, and crocheted throw blankets.
- Furniture with character, like a colorful sofa, tables with ornate wood turnings, hutches, and cabinets to display glassware in.
- Trust your instincts. Mix and match old with new and hone in on celebrating your home's architectural history with your personal collections, curated family heirlooms, and the stories each piece could tell.



### What to bring:

- Reusable totes or boxes
- Tape measure
- Measurements, including length, width, depth, and height
- Cash, you never know when a vendor might be cash only
- A vehicle large enough to get your treasures home safely



### Where to go:

- Antique malls
- Flea markets
- Estate sales
- Garage sales
- Auction houses
- Resale/consignment shops
- Your family's attics/basements/garages

**A.**  
**Opal**  
52478BKT | Pendant  
Textured Black

**B.**  
**Topiary**  
52462CHZ | Chandelier  
Character Bronze

**C.**  
**Baile™**  
52460BK | Pendant  
Black

“ Vetivene celebrates humble touches of slower living. The finish and hardware are reminiscent of agrarian tools, while the glass invites a warm, nostalgic feeling for simple moments in the kitchen. Acting in concert, this design offers elevated simplicity for the home.


Alisha Snyder, Product Designer



A.  
**Vetivene**  
52467NBR | Chandelier  
Classic Pewter

B.  
**Vetivene**  
52478CHZ | Wall Sconce  
Classic Pewter

C.  
**Vetivene**  
52451BKT | Chandelier  
Textured Black



## Going Behind the Homestead Design





# BEHIND THE DESIGN


## MELIS™ COLLECTION

With its carved-wood appearance and soft clear glass, the Melis collection evokes the warm feeling of being in a homestead kitchen. Gentle curves, sophisticated turnings, and rich finishes set Melis apart.



“ I was inspired by the handle of a honey dipper. The carved wood detail, along with the warm finish, encompassed the warmth of the homestead lifestyle. It also evokes the feeling of being in the kitchen on a ranch. I wanted to take this detail and use it on a chandelier and bring that same feeling into the design.”

Amanda Gardner, *Manager: Design*



Black (BK)  
Clear Glass



Warm Maple (WMP)  
Clear Glass



Cabinets:  
Forest Path  
Walls:  
Smoky White

N400-4

BWC-13




# BEHIND THE DESIGN

## BAILE™ COLLECTION

Breathing new life into the gathered wheat motif, the Baile collection delights and captivates as it reinvigorates your space. It's bold yet warm, fresh yet vintage, and it's here to stay.



Brushed Nickel (NI)  
Grey accents



Black (BK)  
Natural Brass accents



“ This family was inspired by a classic mid-century "sheaf of wheat" table seen in photos of Coco Chanel's elegant Rue Cambon apartment in Paris in the 1960's. Wheat traditionally represents prosperity.”

Greg Martin, *Creative Director*



**BEHR**

Walls, Ceiling,  
Trim:  
Exotic  
Eggplant

S110-7




# BEHIND THE DESIGN

## TOPIARY COLLECTION

Inspired by botanical gardens and their effortless structures, the Topiary collection captures the elegance of stepping into nature. True to its name, Topiary has a meticulously crafted, unique heirloom appeal.



Character Bronze (CHZ)  
White candle sleeves



Textured Black (BKT)  
Black candle sleeves



“When I saw this antique plant stand, while walking through a rural antique market in Ohio, I was drawn to its delicate, calligraphic linework. I knew that I must design a piece based on this for our Homestead release. The Topiary chandelier, with its flowing lines and form, makes a statement that is airy yet bold.”

Greg Martin, *Creative Director*



BEHR  
Walls, Ceiling,  
Beams:  
Whisper White  
Bookshelf:  
Dove

HDC-  
MD-08

HDC-  
MD-21





# BEHIND THE DESIGN

## KARTHE™ COLLECTION

Light, airy and refined, the Karthe collection celebrates turned elements and a nod to heirloom quality details. Karthe is classic and brings casual elegance into your home.



Brushed Nickel (NI)  
Beech accents



Natural Brass (NBR)



Black (BK)



“ The beautiful turned wood silhouettes of vintage spools for turn-of-the-century textile mills were the inspiration for this classic Homestead style family.”

Greg Martin, *Creative Director*



**BEHR**

Walls:  
Whisper White  
Backsplash,  
Cabinets:  
Dove

HDC-  
MD-08

HDC-  
MD-21








THE  
*Homestead Collection*


# Dame



**GLASS:** Clear

**FINISHES:** Anvil Iron (AVI) with White accents, Textured Black (BKT), Character Bronze (CHZ)

Designed to complement  
**VINTAGE, FARMHOUSE, LODGE**





52475 | Foyer Pendant



52474 | Pendant


# Baile™



**GLASS:** n/a

**FINISHES:** Black (BK) with Natural Brass accents, Brushed Nickel (NI) with Greige accents

Designed to complement  
**VINTAGE, FARMHOUSE, LUXE UPDATED TRADITIONAL**




52459 | Chandelier



52458 | Chandelier



52460 | Pendant



52461 | Wall Sconce

# Fira



**GLASS:** n/a

**FINISHES:** Anvil Iron (AVI) with Beech spindle, Greige (GRG) with White spindle and Natural Brass stem, Natural Brass (NBR) with Black stem, White (WH) with Natural Brass stem

Designed to complement  
**VINTAGE, FARMHOUSE, LUXE UPDATED TRADITIONAL**




52477 | Pendant



52476 | Pendant

# Freesia



GLASS: n/a

FINISHES: Anvil Iron (AVI) with White accents, Textured Black (BKT)

Designed to complement  
VINTAGE, FARMHOUSE, LODGE



52457 | Oval Chandelier



52456 | Chandelier



52455 | Chandelier

# Heddle



SHADE: White Fabric

FINISHES: Anvil Iron (AVI) with Beech trim, Black (BK) with Black trim, Natural Brass (NBR) with Black trim

Designed to complement  
VINTAGE, FARMHOUSE, LUXE UPDATED TRADITIONAL



52467 | Linear Chandelier



52466 | Chandelier



52465 | Chandelier/Semi Flush

# Karthe™



GLASS: n/a

FINISHES: Black (BK), Natural Brass (NBR), Brushed Nickel (NI) with Beech accents

Designed to complement  
VINTAGE, FARMHOUSE, LUXE UPDATED TRADITIONAL




52472 | Chandelier



52471 | Chandelier



52470 | Chandelier



52473 | Wall Sconce

# Melis™



GLASS: Clear

FINISHES: Black (BK), Warm Maple (WMP)

Designed to complement  
VINTAGE, FARMHOUSE




52469 | Chandelier



52468 | Chandelier

# Opal



**GLASS:** Opal

**FINISHES:** Textured Black (BKT), Character Bronze (CHZ), Classic Pewter (CLP)

Designed to complement  
**VINTAGE, FARMHOUSE, LUXE LODGE**



52478BKT | Pendant




52478CHZ | Pendant



52478CLP | Pendant

# Vetivene



**GLASS:** Opal

**FINISHES:** Textured Black (BKT), Classic Pewter (CLP), Natural Brass (NBR)

Designed to complement  
**VINTAGE, FARMHOUSE, LUXE UPDATED TRADITIONAL**



52452 | Chandelier



52453 | Linear Chandelier




52451 | Chandelier



52450 | Mini Chandelier

# Topiary



**GLASS:** n/a

**FINISHES:** Textured Black (BKT), Character Bronze (CHZ)

Designed to complement  
**VINTAGE, FARMHOUSE**



52462 | Chandelier



52464 | Pendant

# Vetivene



**GLASS:** Opal

**FINISHES:** Textured Black (BKT), Classic Pewter (CLP), Natural Brass (NBR)

Designed to complement  
**VINTAGE, FARMHOUSE, LUXE UPDATED TRADITIONAL**



55131 | Bath 3 Light



55130 | Bath 2 Light



52454 | Wall Sconce



- Bulbs not included unless otherwise noted.
- All chain drop products equipped with at least 72" of chain unless otherwise noted.
- On some products, in order to accommodate higher-than-normal ceiling height, extra lead wire is supplied and specified. With additional sections of chain or stems (not included), this allows an added measure of design flexibility.
- Wattages stated are the maximum recommended; however, you may use lower wattage lamps to suit your lighting needs. Some recommended lamps are not available in the maximum allowable wattage.
- All products featured in the outdoor section are certified and listed to UL/CSA/ETL standards for wet location except where noted.
- Finishes for fixtures installed outdoors are subject to change due to prolonged exposure to sunlight, airborne pollutants, and other forms of weathering.
- All electrical products are rated as 120-volt, AC unless otherwise noted.
- Many long-life tungsten halogen capsule lamps are now available as alternates to conventional incandescent light bulbs. The halogen capsule lamps may be used to replace any lamp of a higher wattage, but not to exceed the existing specified maximum wattage, i.e., 72W may replace a 75W.
- To serve you better, Kichler Lighting reserves the right to make improvements to the products in this catalog. Therefore, some products may change during the life of the catalog and the product information contained in this catalog may also have changed.
- All electrical products are certified and listed to UL/CSA/ETL Standards for use in U.S.A. and Canada except where noted.

### Consumer Notice

Federal Legislation to phase out 100 watt Incandescent Bulbs started January 2012

The federal government enacted the Energy Independence and Security Act of 2007 in December 2007, requiring all general-purpose light bulbs that produce 310-2600 lumens of light be 30% more energy efficient (similar to current halogen lamps) than current incandescent bulbs by 2014. The efficiency standards started with 100 watt bulbs in January 2012 and will end with 40 watt bulbs in January 2014.

Light bulbs outside of this range are exempt from the restrictions (historically, less than 40 watts or more than 150 watts). Also exempt are several classes of specialty lights, including appliance lamps, rough service bulbs, 3-way, colored lamps and plant lights.

In 2020, a second tier of restrictions will become effective; which requires all general-purpose bulbs to produce at least 45 lumens per watt (similar to current CFLs). Exempt from the Act are reflector flood, 3-way, candelabra, colored and other specialty bulbs.

Many governments worldwide have passed measures to prohibit the sale of incandescent light bulbs for general lighting. The aim is to encourage use of more energy-efficient lighting alternatives, such as compact fluorescent lamps (CFLs) and LED lamps.

References: [www.energy.senate.gov](http://www.energy.senate.gov)

We go to great lengths to assure the metal and glass finishes shown in the catalog match the actual products, but printing variations and variations in chemical finishes and the nature of hand-applied finishing will cause some differences between the printed images and actual product, and from one product to another.

We use only non-ferrous materials on the exterior parts of our outdoor lantern products, and use the best available weather-resistant finishes. However, due to some extreme environmental conditions such as acid rain, salt air and ultraviolet exposure, we cannot guarantee our exterior finishes, with the exception of our LifeBrite™ lanterns.

Due to environmental conditions such as soil acidity, concrete alkalinity and other corrosive soil and air conditions, we cannot guarantee our direct burial posts.



All electrical products are UL/CSA/ or ETL Listed and Certified to UL/CSA Standards for use in U.S.A. and Canada except where noted.



Kichler is a member of the American Lighting Association (ALA), a trade association representing the residential lighting and ceiling fan industries in the United States and Canada. Its membership includes leading lighting and fan manufacturers, showrooms (retailers), manufacturers representatives and designers. ALA members are dedicated to providing the public with the proper application of quality residential lighting.

For warranty information visit [Kichler.com/Warranty](http://Kichler.com/Warranty)

### CONNECT WITH US



[instagram.com/KichlerLighting](https://www.instagram.com/KichlerLighting)  
[facebook.com/Kichler.Lighting](https://www.facebook.com/Kichler.Lighting)  
[twitter.com/KichlerLight](https://twitter.com/KichlerLight)  
[houzz.com/pro/KichlerLighting/Kichler](https://www.houzz.com/pro/KichlerLighting/Kichler)  
[pinterest.com/KichlerStyle](https://www.pinterest.com/KichlerStyle)  
[youtube.com/KichlerLighting](https://www.youtube.com/KichlerLighting)  
[linkedin.com/company/KichlerLighting](https://www.linkedin.com/company/KichlerLighting)

Kichler Lighting LLC  
 7711 E. Pleasant Valley Rd.  
 Cleveland, Ohio 44131  
[Kichler.com](http://Kichler.com)

To find an Authorized Dealer, visit [Kichler.com/Where-to-buy](http://Kichler.com/Where-to-buy)

Find more inspiration and lighting ideas at [Kichler.com](http://Kichler.com)

featured: Topiary Collection

## Our Vision

At Kichler Lighting, everything we do, every single day, is with the intention of creating and delivering products that allow people to see what matters most to them. We will do that by relentlessly pursuing quality, ensuring continued innovation, always going one step further in our commitment to exceptional customer service and education, as well as creating on-trend designs that are both stylish and “life-stylish,” promising to deliver project success for you.

Get inspired at [Kichler.com](https://www.kichler.com)

**KICHLER**

Featured on Front Cover: Karthe™ Chandelier | 52470NI

Catalog No. ST22HOMESTEAD | Printed in U.S.A., DL22002-25M | For more information call: 866-558-5706

© 2022 Kichler Lighting LLC. All Rights Reserved. The majority of newer Kichler fixtures are U.S. Patent Pending.